

COMPRESSION FITTINGS





METRIC COMPRESSION FITTINGS

Asmuss offer a core range of Plasson Compression fittings. Please contact us if you cannot find the fitting you require as we have other options or can order for you.


PLASSON PN16 COMPRESSION FITTINGS								
	Code	OD (mm)	PN (bar)		Code	OD (mm)	PN (bar)	
Male End Connector 	PLMEC/020x1/2	20x1/2"	16	90° Elbow, Female 	PLFEL90/020x1/2	20x1/2"	16	
	PLMEC/025x1/2	25x1/2"	16		PLFEL90/025x3/4	25x3/4"	16	
	PLMEC/025x3/4	25x3/4"	16		PLFEL90/032x1	32x1"	16	
	PLMEC/032x1	32x1"	16		PLFEL90/040x1 1/4	40x1 1/4"	16	
	PLMEC/040x1 1/4	40x1 1/4"	16		PLFEL90/050x1 1/2	50x1 1/2"	16	
	PLMEC/050x1 1/2	50x1 1/2"	16		PLFEL90/063x2	63x2"	16	
	PLMEC/063x2	63x2"	16					
Female End Connector 	PLFEC/020x1/2	20x1/2"	16	90° Elbow, Male 	PLMEL90/020x1/2	20x1/2"	16	
	PLFEC/025x3/4	25x3/4"	16		PLMEL90/025x3/4	25x3/4"	16	
	PLFEC/032x1	32x1"	16		PLMEL90/032x1	32x1"	16	
	PLFEC/040x1 1/4	40x1 1/4"	16		PLMEL90/040x1 1/4	40x1 1/4"	16	
	PLFEC/050x1 1/2	50x1 1/2"	16		PLMEL90/050x1 1/2	50x1 1/2"	16	
	PLFEC/063x2	63x2"	16		PLMEL90/063x2	63x2"	16	
Straight Coupling 	PLJ/020	20	16	Tee 	PLT/020	20	16	
	PLJ/025	25	16		PLT/025	25	16	
	PLJ/032	32	16		PLT/032	32	16	
	PLJ/040	40	16		PLT/040	40	16	
	PLJ/050	50	16		PLT/050	50	16	
	PLJ/063	63	16		PLT/063	63	16	
Repair Coupling 	PLRPC/020	20	16	Reducing Tee 	PLRT/25x25x20	25x25x20	16	
	PLRPC/025	25	16		PLRT/32x32x25	32x32x25	16	
	PLRPC/032	32	16		PLRT/40x40x32	40x40x32	16	
	PLRPC/040	40	16		PLRT/50x50x40	50x50x40	16	
	PLRPC/050	50	16		PLRT/63x63x50	63x63x50	16	
	PLRPC/063	63	16					
Reducing Coupling  <p>*without pipe stop</p>	PLRJ/025x020	25x20	16	Tee Female 	PLFT/020x1/2	20x1/2"	16	
	PLRJ/032x025	32x25	16		PLFT/025x3/4	25x3/4"	16	
	PLRJ/040x032	40x32	16		PLFT/032x1	32x1"	16	
	PLRJ/050x040	50x40	16		PLFT/040x1 1/4	40x1 1/4"	16	
	PLRJ/063x050	63x50	16		PLFT/050x1 1/2	50x1 1/2"	16	
90° Elbow 	PLEL90/020	20x20	16	End Cap 	PLCPL/020	20	16	
	PLEL90/025	25x25	16		PLCPL/025	25	16	
	PLEL90/032	32x32	16		PLCPL/032	32	16	
	PLEL90/040	40x40	16		PLCPL/040	40	16	
	PLEL90/050	50x50	16		PLCPL/050	50	16	
	PLEL90/063	63x63	16		PLCPL/063	63	16	
				PLCPL/075	75	16		
				PLCPL/090	90	16		
				PLCPL/110	110	16		

BOLT ON SADDLES & TAPPING SADDLES

FOR METRIC COMPRESSION FITTINGS

ALPRENE POLY16 BRANCHING SADDLES										
BLUE	Code	OD (mm)	# Bolts	PN (bar)			Code	OD (mm)	# Bolts	PN (bar)
BLUE 	FAS/020x1/2	20x1/2"	2	16		BLUE 	FAS/125x1/4	125x1/4"	6	16
	FAS/025x1/2	25x1/2"	2	16			FAS/125x1/2	125x1/2"	6	16
	FAS/025x3/4	25x3/4"	2	16			FAS/125x2	125x2"	6	16
	FAS/032x1/2	32x1/2"	2	16			FAS/140x1/2	140x1/2"	6	16
	FAS/032x3/4	32x3/4"	2	16			FAS/140x3/4	140x3/4"	6	16
	FAS/032x1	32x1"	2	16			FAS/140x1	140x1"	6	16
	FAS/040x1/2	40x1/2"	2	16			FAS/140x1/4	140x1/4"	6	16
	FAS/040x3/4	40x3/4"	2	16			FAS/140x1/2	140x1/2"	6	16
	FAS/040x1	40x1"	2	16			FAS/140x2	140x2"	6	16
	FAS/050x1/2	50x1/2"	4	16			FAS/160x1/2	160x1/2"	6	16
	FAS/050x3/4	50x3/4"	4	16			FAS/160x3/4	160x3/4"	6	16
	FAS/050x1	50x1"	4	16			FAS/160x1	160x1"	6	16
	FAS/050x1/4	50x1/4"	4	16			FAS/160x1/4	160x1/4"	6	16
	FAS/063x1/2	63x1/2"	4	16			FAS/160x1/2	160x1/2"	6	16
	FAS/063x3/4	63x3/4"	4	16			FAS/160x2	160x2"	6	16
	FAS/063x1	63x1"	4	16			FAS/160x3	160x3"	6	16
	FAS/063x1/4	63x1/4"	4	16			FAS/160x4	160x4"	6	16
	FAS/063x1/2	63x1/2"	4	16			FAS/180x1	180x1"	6	10
	FAS/075x1/2	75x1/2"	4	16			FAS/180x1/4	180x1/4"	6	10
	FAS/075x3/4	75x3/4"	4	16			FAS/180x1/2	180x1/2"	6	10
	FAS/075x1	75x1"	4	16			FAS/180x2	180x2"	6	10
	FAS/075x1/4	75x1/4"	4	16			FAS/180x3	180x3"	6	10
	FAS/075x1/2	75x1/2"	4	16			FAS/180x4	180x4"	6	10
	FAS/075x2	75x2"	4	16			FAS/200x1/2	200x1/2"	6	10
	FAS/090x1/2	90x1/2"	4	16			FAS/200x2	200x2"	6	10
	FAS/090x3/4	90x3/4"	4	16			FAS/200x3	200x3"	6	10
	FAS/090x1	90x1"	4	16			FAS/200x4	200x4"	6	10
	FAS/090x1/4	90x1/4"	4	16			FAS/225x1/2	225x1/2"	6	10
	FAS/090x1/2	90x1/2"	4	16			FAS/225x2	225x2"	6	10
	FAS/090x2	90x2"	4	16			FAS/225x3	225x3"	6	10
	FAS/110x1/2	110x1/2"	6	16			FAS/225x4	225x4"	6	10
	FAS/110x3/4	110x3/4"	6	16			FAS/250x2	250x2"	6	10
FAS/110x1	110x1"	6	16		FAS/250x3	250x3"	6	10		
FAS/110x1/4	110x1/4"	6	16		FAS/250x4	250x4"	6	10		
FAS/110x1/2	110x1/2"	6	16		FAS/280x2	280x2"	6	10		
FAS/110x2	110x2"	6	16		FAS/280x3	280x3"	6	10		
FAS/114x2	114x2"	6	16		FAS/280x4	280x4"	6	10		
FAS/125x1/2	125x1/2"	6	16		FAS/315x2	315x2"	6	10		
FAS/125x3/4	125x3/4"	6	16		FAS/315x3	315x3"	6	10		
FAS/125x1	125x1"	6	16		FAS/315x4	315x4"	6	10		

Alprene Poly16 branching saddles are designed for installation on all metric pipes. The strength of the joint lies in the specially developed profile gasket. It offers more safety in case of water hammer, oval or scratched pipes. The sturdy construction with reinforcing ribs has been designed for use under the harshest on-site conditions. The extra long, stainless steel reinforcement ring in the outlet branch prevents cracking, even with high torques. The working pressures for the branch saddles are 16 bar (at 20 °C water) for up to 160mm (o.d.) and 10 bar (at 20 °C water) from 180mm to 315mm (o.d.).

PLASSON COMPRESSION TAPPING SADDLES WITH SWIVEL TEE						
	Code	OD (mm)	PN (bar)		Code	OD (mm)
TAPPER FOR METRIC PE PN16 	PLTAPSAD/063X025	63 x 25	16	ALLEN KEY 12 x 160mm, required to operate the cutter	PLASSONKEY/12MM	106.76
	PLTAPSAD/125X025	125 x 25	16			
	PLTAPSAD/180X025	180 x 25	16			